


OVERALL POINTS TOTALS TO TASK 5 INCLUSIVE AS OF FRIDAY 2300 1983.

PILOT RANK NO NAME	TASK 1	TASK 2	TASK 3	TASK 4	TASK 5	TOTAL POINTS
1 3 WILLIAMS	1000	480	931	0	1000	3411
2 5 BAREFORD	440	1000	944	0	911	3295
3 12 WESTLEY	340	963	950	0	991	3244
4 8 CLARKE G	440	827	956	0	714	2937
5 1 BRIDGE	360	984	959	0	607	2910
6 4 DORMAN	556	951	760	0	569	2836
7 17 HOWES	631	360	777	0	979	2747
8 6 DONNELLY	839	520	948	0	380	2687
9 15 TRIMBLE	160	976	808	0	480	2424
10 23 ATKINS	716	280	360	0	965	2321
11 13 HOLL'SWTH	974	903	400	0	-79	2198
12 10 BATCHELOR	822	574	280	0	520	2196
13 2 JACOBS	666	240	957	0	280	2143
14 11 WOLST'HOME	150	400	835	0	675	2060
15 22 TEMPLEMAN	420	964	480	0	120	1984
16 25 WALKER	987	0	520	0	440	1947
17 16 ELSON	728	722	240	0	200	1890
18 7 COLEMAN	80	642	1000	0	160	1882
19 24 APSEY	994	0	120	0	569	1683
20 19 MARKS	120	320	200	0	828	1468
21 9 EDWARDS	300	440	440	0	180	1360
22 14 FREWER	906	200	80	0	0	1186
23 18 PRICE	-260	957	160	0	320	1177
24 21 CLARK D.	300	0	320	0	240	860
25 20 MOORE	0	0	0	0	0	0

Nigel Marks



RESULTS FOR TASK 1 HESITATION WALTZ flown TUESDAY PM

SECOND EDITION

Posted at 1200 PUBLISHED AT 1200

POSN	PILOT	RESULT		PENALTIES		TOTAL	COMMENTS
		POINTS	METRES	TASK	COMP		
1	3 WILLIAMS	12.22	1000	0	0	1000	
2	24 APSEY	16.79	994	0	0	994	.
3	25 WALKER	22.70	987	0	0	987	.
4	13 HOLL' SWTH	33.20	974	0	0	974	
5	14 FREWER	88.00	906	0	0	906	.
6	6 DONNELLY	142.00	839	0	0	839	.
7	10 BATCHELOR	156.00	822	0	0	822	
8	16 ELSON	232.00	728	0	0	728	
9	23 ATKINS	242.00	716	0	0	716	
10	2 JACOBS	282.00	666	0	0	666	
11	17 HOWES	310.00	631	0	0	631	
12	4 DORMAN	371.00	556	0	0	556	
13	22 TEMPLEMAN	400.00	520	100	0	420	RULE 32.1
14	5 BAREFORD	480.00	480	0	40	440	TIED RESULT
14	8 CLARKE G	480.00	440	0	0	440	TIED RESULT
14	12 WESTLEY	480.00	400	100	-40	340	RULE 32.1; TIED RESULT
17	1 BRIDGE	680.00	360	0	0	360	
18	9 EDWARDS	930.00	320	20	0	300	TIED RESULT
18	21 CLARK D.	930.00	280	-20	0	300	TIED RESULT
20	18 PRICE	1015.00	240	0	500	-260	RULE 35.2
21	11 WOLST'HME	1090.00	200	0	50	150	RULE 57.2
22	15 TRIMBLE	1150.00	160	0	0	160	
23	19 MARKS	1240.00	120	0	0	120	
24	7 COLEMAN	1253.00	80	0	0	80	
25	20 MOORE	NO FLIGHT	0	0	0	0	

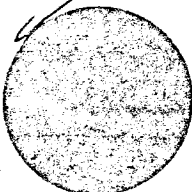
RESULTS FOR TASK 2 PILOT DECLARED & ELBOW flown WEDNESDAY 0600

OFFICIAL RESULT (ED 2) REVISED FOR LATE DECLARATIONS

Posted at 1515 THURS PUBLISHED AT 1515 THURS

POSN	PILOT	RESULT METRES	POINTS	PENALTIES TASK	COMP	TOTAL POINTS	COMMENTS
1	5 BAREFORD	21.90	1000	0	0	1000	
2	1 BRIDGE	50.30	984	0	0	984	
3	15 TRIMBLE	63.15	976	0	0	976	
4	16 ELSON	69.90	972	250	0	722	LATE DECLARATION
5	22 TEMPLEMAN	84.70	964	0	0	964	
6	12 WESTLEY	86.50	963	0	0	963	
7	18 PRICE	96.00	957	0	0	957	
8	4 DORMAN	105.60	951	0	0	951	
9	13 HOLL'SWTH	189.40	903	0	0	903	
10	8 CLARKE G	320.00	827	0	0	827	
11	10 BATCHELOR	326.00	824	250	0	574	LATE DECLARATION
12	7 COLEMAN	640.00	642	0	0	642	
13	6 DONNELLY	850.00	520	0	0	520	
14	3 WILLIAMS	940.00	480	0	0	480	
15	9 EDWARDS	1570.00	440	0	0	440	
16	11 WOLST'HME	2040.00	400	0	0	400	
17	17 HOWES	2100.00	360	0	0	360	
18	19 MARKS	2260.00	320	0	0	320	
19	23 ATKINS	3900.00	280	0	0	280	
20	2 JACOBS	4900.00	240	0	0	240	
21	14 FREWER	NO RESULT	200	0	0	200	
22	20 MOORE	NO FLIGHT	0	0	0	0	
23	21 CLARK D.	DISQUAL	0	0	0	0	
23	24 APSEY	DISQUAL	0	0	0	0	
23	25 WALKER	DISQUAL	0	0	0	0	

Nigel Markou




RESULTS FOR TASK 3 flown

REVISED OFFICIAL RESULT (P19)

Posted at 2300 PUBLISHED AT 0800 SATURDAY

POSN	PILOT	RESULT POINTS		PENALTIES		TOTAL POINTS	COMMENTS
		DEGREES		TASK	COMP		
1	7 COLEMAN	17.01	1000	0	0	1000	
2	1 BRIDGE	27.31	959	0	0	959	
3	2 JACOBS	27.84	957	0	0	957	
4	8 CLARKE G	28.32	956	0	0	956	
5	12 WESTLEY	29.64	950	0	0	950	
6	6 DONNELLY	30.11	948	0	0	948	
7	5 BAREFORD	31.22	944	0	0	944	
8	3 WILLIAMS	34.61	931	0	0	931	
9	11 WOLST'HOME	58.96	835	0	0	835	
10	15 TRIMBLE	65.91	808	0	0	808	
11	17 HOWES	73.63	777	0	0	777	PENALTY 15.67 DEGREES
12	4 DORMAN	77.93	760	0	0	760	
13	25 WALKER	139.07	520	0	0	520	
14	22 TEMPLEMAN	140.24	480	0	0	480	PEN 1.77 DEG.
15	9 EDWARDS	145.90	440	0	0	440	
16	13 HOLL'SWTH	150.93	400	0	0	400	
17	23 ATKINS	151.94	360	0	0	360	
18	21 CLARK D.	152.07	320	0	0	320	
19	10 BATCHELOR	153.40	280	0	0	280	.44 DEGREE PENALTY
20	16 ELSON	159.07	240	0	0	240	
21	19 MARKS	163.67	200	0	0	200	LANDING+500M
22	18 PRICE	171.10	160	0	0	160	
23	24 APSEY	177.74	120	0	0	120	
24	14 FREWER	NO RESULT	80	0	0	80	
25	20 MOORE	NO FLIGHT	0	0	0	0	

Nigel Maslow



RESULTS FOR TASK 5 FLY-ON flown Friday a.m.

OFFICIAL RESULT Edition 1

Posted at 2300 FRIDAY PUBLISHED AT 0800 SATURDAY

POSN	PILOT	RESULT POINTS		PENALTIES		TOTAL POINTS	COMMENTS
		METRES		TASK	COMP		
1	3 WILLIAMS	5.60	1000	0	0	1000	
2	12 WESTLEY	15.20	991	0	0	991	
3	17 HOWES	27.50	979	0	0	979	
4	23 ATKINS	42.00	965	0	0	965	
5	13 HOLL'SWTH	86.60	921	0	1000	-79	FLEW THROUGH PCZ
6	5 BAREFORD	97.60	911	0	0	911	
7	19 MARKS	183.00	828	0	0	828	
8	8 CLARKE G	300.00	714	0	0	714	
9	11 WOLST'HME	340.00	675	0	0	675	
10	1 BRIDGE	410.00	607	0	0	607	
11	4 DORMAN	450.00	569	0	0	569	
11	24 APSEY	450.00	569	0	0	569	
13	10 BATCHELOR	500.00	520	0	0	520	
14	15 TRIMBLE	600.00	480	0	0	480	
15	25 WALKER	850.00	440	0	0	440	
16	6 DONNELLY	1000.00	400	0	20	380	TIED RESULT
16	9 EDWARDS	1000.00	360	200	-20	180	RULE 51; TIED RESULT
18	18 PRICE	1360.00	320	0	0	320	
19	2 JACOBS	1660.00	280	0	0	280	
20	21 CLARK D.	1950.00	240	0	0	240	
21	16 ELSON	2540.00	200	0	0	200	
22	7 COLEMAN,	3020.00	160	0	0	160	2730m Distance Penalty
23	22 TEMPLEMAN	6130.00	120	0	0	120	
24	14 FREWER	NO FLIGHT	0	0	0	0	
24	20 MOORE	NO FLIGHT	0	0	0	0	

Nigel Hasler

