





























World Balloon Trophy 2012

Competition Standings For Task 1 to 6



| Rank # | Competitor | Country/Team | #1 HWZ | #2 FIN | #3 FON | #4 HWZ | #5 FIN | #6 HWZ | Total Score |
|--------|----------------------|---|-----------|-----------|-----------|-----------|-----------|-----------|----------------|
| 1 | 19 Colin WEBER |  LUX | 985 | 955 | 1000 | 860 | 1000 | 214 | 5014 |
| 2 | 16 Nico BETZEN |  LUX | 923 | 714 | 969 | 1000 | 878 | 250 | 4734 |
| 3 | 24 Mike HOWARD |  GBR | 357 | 536 | 995 | 885 | 851 | 923 | 4547 |
| 4 | 18 Claude KRAFT |  LUX | 873 | 1000 | 214 | 977 | 843 | 429 | 4336 |
| 5 | 23 Stefan ZEBERLI |  SUI | 773 | 780 | 286 | 464 | 963 | 874 | 4140 |
| 6 | 20 Marc BLASER |  SUI | 679 | 657 | 672 | 286 | 848 | 939 | 4081 |
| 7 | 17 Georges KLOMP |  LUX | 1000 | 709 | 917 | 642 | 464 | 321 | 4053 |
| 8 | 29 Richard PARRY |  GBR | 914 | 1000 | 947 | 107 | 161 | 747 | 3876 |
| 9 | 14 Martin WULFF |  GER | 926 | 429 | 892 | 500 | 161 | 870 | 3778 |
| 10 | 27 Marcus GREEN |  GBR | 214 | 414 | 776 | 976 | 286 | 1000 | 3666 |
| 11 | 3 Kim LARSEN |  DEN | 599 | 951 | 500 | 555 | 634 | 393 | 3632 |
| 12 | 26 Niel GABRIEL |  GBR | 719 | 552 | 983 | 273 | 518 | 536 | 3581 |
| 13 | 11 David STRASMANN |  GER | 661 | 585 | 927 | -57 | 983 | 286 | 3385 |
| 14 | 7 Tobias ANZENEDER |  GER | 882 | 668 | 321 | 993 | 393 | 107 | 3364 |
| 15 | 30 Rupert STANLEY |  GBR | 143 | 357 | 464 | 950 | 944 | 357 | 3215 |
| 16 | 1 Uwe SCHNEIDER |  GER | 286 | 250 | 357 | 321 | 987 | 974 | 3175 |
| 17 | 22 Roman HUGI |  SUI | 393 | 393 | 250 | 357 | 999 | 665 | 3057 |
| 18 | 6 Laura DE COLIGNY |  FRA | 935 | 951 | 711 | 0 | 0 | 0 | 2597 |
| 19 | 4 Michel BOURBIER |  FRA | 36 | 36 | 36 | 901 | 357 | 949 | 2315 |
| 20 | 25 David BAREFORD |  GBR | 250 | 321 | 179 | 250 | 250 | 991 | 2241 |
| 21 | 10 Thomas SIEBEL |  GER | 179 | 149 | 429 | 214 | 749 | 500 | 2220 |
| 22 | 8 Matthias BORGMEIER |  GER | 107 | 143 | 536 | 898 | 321 | 179 | 2184 |
| 23 | 2 Philippe DE COCK |  BEL | 429 | 71 | 143 | 536 | 214 | 644 | 2037 |
| 24 | 28 Lindsay MUIR |  GBR | 71 | 107 | 107 | 996 | 107 | 464 | 1852 |
| 25 | 13 Stephan WITTICH |  GER | 536 | -324 | 393 | 179 | 339 | 644 | 1767 |
| 26 | 12 Martin WEGNER |  GER | 321 | 286 | 899 | 0 | 0 | 0 | 1506 |
| 27 | 9 Sven GOEHLER |  GER | -236 | -500 | 800 | 429 | 465 | 143 | 1101 |
| 28 | 15 Tadas GEDEVICIUS |  LTU | 360 | -786 | -929 | 680 | 518 | 584 | 427 |

Version

Final Final Final Final Final Final

Checksum

73F0 FCCD B501 C0C5 B506 CEF7 6A80





19 Colin WEBER 16 Nico BETZEN 24 Mike HOWARD

