

REVISED OVERALL STANDINGS AFTER REVISION OF TASK 6, PILOT NO 25 1980

PILOT	TASK:	1	2	3	4	5	6	7	8	9	10	
1	17 JACOBS	965	903	321	968	429	464	500	924	884	0	6359
2	23 BATCHELOR	955	125	1000	828	500	782	500	1000	662	0	6352
3	3 WIRTH	910	994	965	997	443	889	500	393	107	0	6198
4	20 COLEMAN	990	899	286	991	897	107	500	991	464	0	6125
5	7 DONNELLY	906	1000	464	802	561	429	500	967	107	0	5733
6	10 BAREFORD	250	697	589	961	998	863	500	507	321	0	5635
7	5 BRIDGE	628	214	602	991	758	619	500	876	357	0	5545
8	6 KIRBY	984	321	960	536	652	873	500	464	250	0	5540
9	24 GRIFFIN	710	393	887	582	286	1000	500	867	286	0	5511
10	25 WREN	952	546	582	268	832	980	500	332	500	0	5392
11	12 ELSON	935	796	825	268	697	626	500	179	507	0	5343
12	14 BARRETT	915	429	107	1000	654	925	500	500	393	0	5320
13	4 HUTCHINS	71	464	393	997	518	500	500	759	1000	0	5202
14	8 MORDNEY	500	500	736	268	623	589	500	939	507	0	5162
15	21 VALE	429	566	357	268	1000	990	500	250	756	0	5116
16	16 HENTON	179	960	641	268	179	357	500	990	849	0	4923
17	1 WILLIAMS	214	842	770	268	464	393	500	864	586	0	4901
18	27 MOSS	924	0	877	268	393	214	500	973	642	0	4791
19	18 FREWER	133	125	143	268	817	996	500	867	635	0	4484
20	19 CLARKE	454	643	250	880	143	644	500	286	642	0	4442
21	26 SAGE	97	625	954	268	250	286	500	945	429	0	4354
22	2 DORMAN	874	250	500	998	357	321	500	429	107	0	4336
23	13 KENDRICK	611	179	697	268	932	107	500	321	521	0	4136
24	9 EDWARDS	357	933	214	833	107	546	500	143	214	0	3847
25	22 NICHOLSON	393	929	429	268	321	107	500	71	528	0	3546
26	15 THORNTON	321	286	71	268	214	250	500	107	576	0	2593
27	11 APPLEBEE	286	357	179	268	71	179	500	214	179	0	2233
28	28 MOORE	0	0	0	0	0	0	0	0	0	0	0

Nigel Maskey
 Competitions Director



RESULTS FROM 1987

1	20	COLEMAN	5.90	1000	0	10	990
2	8	KIRBY	21.00	984	0	0	984
3	17	JACOBS	39.00	965	0	0	965
4	23	BATCHELOR	48.00	955	0	0	955
5	12	ELSON	67.00	935	0	0	935
6	27	MOSS	77.00	924	0	0	924
7	3	WIRTH	90.00	910	0	0	910
8	7	DONNELLY	94.00	906	0	0	906
9	2	DORMAN	124.00	874	0	0	874
10	25	WREN	144.00	852	0	0	852
11	14	BARRETT	179.00	815	0	0	815
12	24	GRIFFIN	277.00	710	0	0	710
13	5	BRIDGE	354.00	628	0	0	628
14	13	KENDRICK	361.00	621	0	10	611
15	6	MORONEY	474.00	500	0	0	500
16	19	CLARKE	519.00	464	0	10	454
17	21	VALE	665.00	429	0	0	429
18	22	NICHOLSON	734.00	393	0	0	393
19	9	EDWARDS	756.00	357	0	0	357
20	15	THORNTON	858.00	321	0	0	321
21	11	APPLEBEE	1039.00	286	0	0	286
22	10	BAREFORD	1047.00	250	0	0	250
23	1	WILLIAMS	1133.00	214	0	0	214
24	16	HENTON	2031.00	179	0	0	179
25	18	FREWER	2854.00	143	0	10	133
26	26	SAGE	2979.00	107	0	10	97
27	4	HUTCHINS	3952.00	71	0	0	71
28	28	MOORE	NO FLY	0	0	0	0

Pilots may collect from this board the calculation sheets in order to check them against their maps, etc.

This notice posted at 1500 hrs- Sunday, 24th

Nigel Maden

OFFICIAL RESULT FOR TASK 2, PILOT DECLARED GOAL. Flown Sunday p.m.

1	7	DONNELLY	1.75	1000	0	0	1000
2	3	WIRTH	4.50	994	0	0	994
3	16	HENTON	21.40	960	0	0	960
4	9	EDWARDS	35.00	933	0	0	933
5	22	NICHOLSON	37.00	929	0	0	929
6	17	JACOBBS	50.00	903	0	0	903
7	20	COLEMAN	52.00	899	0	0	899
8	12	ELSON	53.50	896	0	100	796
9	1	WILLIAMS	60.00	842	0	0	842
10	10	BAREFORD	152.00	697	0	0	697
11	19	CLARKE	179.00	643	0	0	643
12	26	SAGE	188.00	625	0	0	625
13	21	VALE	217.00	566	0	0	566
14	25	WREN	227.00	546	0	0	546
15	6	MORONEY	250.00	500	0	0	500
16	4	HUTCHINS	260.00	464	0	0	464
17	14	BARRETT	264.00	429	0	0	429
18	24	GRIFFIN	387.00	393	0	0	393
19	11	APPLEBEE	508.00	357	0	0	357
20	6	KIRBY	530.00	321	0	0	321
21	15	THORNTON	774.00	286	0	0	286
22	2	DORMAN	844.00	250	0	0	250
23	5	BRIDGE	1924.00	214	0	0	214
24	13	KENDRICK	4651.00	179	0	0	179
25	23	BATCHELOR	NO RES	125	0	0	125
26	18	FREWER	NO RES	125	0	0	125
27	28	MOORE	NO FLY	0	0	0	0
28	27	MOSS	DISQUAL	0	0	0	0


Pilot No 12 is penalised 100 Competition Points under Rule 35.4

Pilot 27 did not make a Declaration within the time allowed.

Competition Director

Posted at 1700, Monday.

Published as at 1830 hrs



RESULTS FOR TASK 3 AS AT MON 1620


1	23	BACHELOR	.01	1000	0	0	1000
2	3	WIRTH	.46	965	0	0	965
3	6	KIRBY	.52	960	0	0	960
4	26	SAGE	.60	954	0	0	954
5	24	GRIFFIN	1.47	887	0	0	887
6	27	MOSS	1.60	877	0	0	877
7	12	ELSON	2.14	835	0	0	835
8	1	WILLIAMS	2.97	770	0	0	770
9	8	MORONEY	3.41	736	0	0	736
10	13	KENDRICK	3.91	697	0	0	697
11	16	HENTON	4.63	641	0	0	641
12	5	BRIDGE	5.14	602	0	0	602
13	10	BAREFORD	5.31	589	0	0	589
14	25	WREN	5.40	582	0	0	582
15	2	DORMAN	6.45	500	0	0	500
16	7	DONNELLY	6.73	464	0	0	464
17	22	NICHOLSON	7.13	429	0	0	429
18	4	HUTCHINS	8.31	393	0	0	393
19	21	VALE	8.73	357	0	0	357
20	17	JACOBS	18.76	321	0	0	321
21	20	COLEMAN	50.26	286	0	0	286
22	19	CLARKE	80.00	250	0	0	250
23	9	EDWARDS	187.00	214	0	0	214
24	11	APPLEBEE	187.00	179	0	0	179
25	18	FREWER	441.00	143	0	0	143
26	14	BARRETT	520.00	107	0	0	107
27	15	THORNTON	779.00	71	0	0	71
28	28	MOORE	NO FLY	0	0	0	0

Nigel Mashev

Competition Director;

Posted at 1700, Monday 25th Aug

Published as at 1830



OFFICIAL RESULT TASK FOUR FLY-IN Monday p.m.

1	14	BARRETT	.28	1000	0	0	1000
2	2	DORMAN	1.23	998	0	0	998
3	4	HUTCHINS	2.01	997	0	0	997
4	3	WIRTH	2.16	997	0	0	997
5	5	BRIDGE	5.48	991	0	0	991
6	20	COLEMAN	5.64	991	0	0	991
7	17	JACOBS	18.61	968	0	0	968
8	10	BAREFORD	22.49	961	0	0	961
9	19	CLARKE	68.23	880	0	0	880
10	9	EDWARDS	95.00	833	0	0	833
11	23	BATCHELOR	97.85	828	0	0	828
12	7	DONNELLY	113.00	802	0	0	802
13	24	GRIFFIN	238.00	582	0	0	582
14	6	KIRBY	264.00	536	0	0	536
15	1	WILLIAMS	NO RES	268	0	0	268
16	27	MCSS	NO RES	268	0	0	268
17	26	SAGE	NO RES	268	0	0	268
18	25	WREN	NO RES	268	0	0	268
19	22	NICHOLSON	NO RES	268	0	0	268
20	21	VALE	NO RES	268	0	0	268
21	18	FREWER	NO RES	268	0	0	268
22	16	HENTON	NO RES	268	0	0	268
23	15	THORNTON	NO RES	268	0	0	268
24	13	KENDRICK	NO RES	268	0	0	268
25	12	ELSON	NO RES	268	0	0	268
26	11	APPLEBEE	NO RES	268	0	0	268
27	8	MORONEY	NO RES	268	0	0	268
28	28	MOORE	NO FLY	0	0	0	0

Nigel Yarker
 Competition Director

RESULTS FOR TASK 5 AS AT FRIDAY 1949

POS	NO	PILOT	RESULT	POINTS	PENALTIES		NET POINTS
					TASK	COMP	
					0	0	1000
1	21	VALE	31.24	1000	0	0	998
2	10	BAREFORD	32.11	998	0	0	932
3	13	KENDRICK	66.22	932	0	0	897
4	20	COLEMAN	84.00	897	0	0	832
5	25	WREN	117.00	832	0	0	817
6	18	FREWER	125.00	817	0	0	758
7	5	BRIDGE	155.00	758	0	0	697
8	12	ELSON	186.00	697	0	0	654
9	14	BARRETT	208.00	654	0	0	652
10	6	KIRBY	209.00	652	0	0	443
11	3	WIRTH	214.00	643	200	0	623
12	8	MORONEY	224.00	623	0	0	561
13	7	DONNELLY	256.00	561	0	0	518
14	4	HUTCHINS	278.00	518	0	0	500
15	23	BATCHELOR	287.00	500	0	0	464
16	1	WILLIAMS	488.00	464	0	0	429
17	17	JACOBS	516.00	429	0	0	393
18	27	MOSS	523.00	393	0	0	357
19	2	DORMAN	525.00	357	0	0	321
20	22	NICHOLSON	534.00	321	0	0	286
21	24	GRIFFIN	545.00	286	0	0	250
22	26	SAGE	569.00	250	0	0	214
23	15	THORNTON	647.00	214	0	0	179
24	16	HENTON	694.00	179	0	0	143
25	19	CLARKE	816.00	143	0	0	107
26	9	EDWARDS	820.00	107	0	0	71
27	11	APPLEBEE	1209.00	71	0	0	0
28	28	MOORE	NO FLY	0	0	0	0

TASK FIVE Adjustments to scores.


Pilot No 11 was previously scored to landing position + 500 meters under Rule 46. It has now been possible to establish an assessed scoring position from observer evidence, and the result is now amended to 1209 meters.

The score sheet above has been revised accordingly.

Published at 0800 hrs Saturday

Wiegand

Competition Director



TASK SIX

The result of pilot No 25 is revised to remove a distance penalty which is found not to be incurred. The points scores of other pilots are not affected.

RESULTS FOR TASK 6 AS AT SATURDAY 0739

POS	NO	PILOT	RESULT	POINTS	PENALTIES		NET POINTS
					TASK	COMP	
1	24	GRIFFIN	11.00	1000	0	0	1000
2	18	FREWER	18.00	996	0	0	996
3	21	VALE	30.50	990	0	0	990
4	25	WREN	51.00	980	0	0	980
5	14	BARRETT	161.00	925	0	0	925
6	3	WIRTH	233.00	889	0	0	889
7	6	KIRBY	264.00	873	0	0	873
8	10	BAREFORD	284.70	863	0	0	863
9	23	BATCHELOR	447.00	782	0	0	782
10	19	CLARKE	722.00	644	0	0	644
11	12	ELSON	758.00	626	0	0	626
12	5	BRIDGE	772.00	619	0	0	619
13	8	MORONEY	831.00	589	0	0	589
14	9	EDWARDS	917.00	546	0	0	546
15	4	HUTCHINS	1009.00	500	0	0	500
16	17	JACOBS	1046.00	464	0	0	464
17	7	DONNELLY	1085.00	429	0	0	429
18	1	WILLIAMS	1382.00	393	0	0	393
19	16	HENTON	1436.00	357	0	0	357
20	2	DORMAN	1556.00	321	0	0	321
21	26	SAGE	2217.00	286	0	0	286
22	15	THORNTON	3166.00	250	0	0	250
23	27	MOSS	3200.00	214	0	0	214
24	11	APPLEBEE	5073.00	179	0	0	179
25	13	KENDRICK	NO RES	107	0	0	107
26	22	NICHOLSON	NO RES	107	0	0	107
27	20	COLEMAN	NO RES	107	0	0	107
28	28	MOORE	NO FLY	0	0	0	0

Nigel Kasko
Competition Director.




REVISED RESULT SHEET TASK EIGHT

The penalty of 500 points against pilot no 27 has been removed by the Jury decision.

RESULTS FOR TASK 8 AS AT SAT 0900

POS	NO	PILOT	RESULT	POINTS	PENALTIES		NET POINTS
					TASK	COMP	
1	23	BATCHELOR	.48	1000	0	0	1000
2	20	COLEMAN	.79	991	0	0	991
3	16	HENTON	.85	990	0	0	990
4	27	MOSS	1.46	973	0	0	973
5	7	DONNELLY	1.66	967	0	0	967
6	26	SAGE	2.45	945	0	0	945
7	8	MORONEY	2.66	939	0	0	939
8	17	JACOBS	3.21	924	0	0	924
9	5	BRIDGE	4.92	876	0	0	876
10	24	GRIFFIN	5.27	867	0	0	867
11	18	FREWER	5.27	867	0	0	867
12	1	WILLIAMS	5.37	864	0	0	864
13	4	HUTCHINS	9.13	759	0	0	759
14	10	BAREFORD	18.20	507	0	0	507
15	14	BARRETT	18.45	500	0	0	500
16	6	KIRBY	19.95	464	0	0	464
17	2	DORMAN	24.55	429	0	0	429
18	3	WIRTH	24.62	393	0	0	393
19	25	WREN	29.59	357	25	0	332
20	13	KENDRICK	45.50	321	0	0	321
21	19	CLARKE	45.87	286	0	0	286
22	21	VALE	53.97	250	0	0	250
23	11	APPLEBEE	79.00	214	0	0	214
24	12	ELSON	127.00	179	0	0	179
25	9	EDWARDS	166.00	143	0	0	143
26	15	THORNTON	245.00	107	0	0	107
27	22	NICHOLSON	341.83	71	0	0	71
28	28	MOORE	NO FLY	0	0	0	0

Nigel Mackie
 Competition Director
 Posted at 0905 Saturday.



OFFICIAL RESULT - TASK NINE

RESULTS FOR TASK 9 AS AT THU 2234

POS	NO	PILOT	RESULT	POINTS	PENALTIES		NET POINTS
					TASK	COMP	
1	4	HUTCHINS	25.53	1000	0	0	1000
2	17	JACOBS	25.37	884	0	0	884
3	16	HENTON	26.62	849	0	0	849
4	21	VALE	27.30	756	0	0	756
5	23	BATCHELOR	27.98	662	0	0	662
6	19	CLARKE	28.12	642	0	0	642
7	27	MOSS	28.12	642	0	0	642
8	18	FREWER	28.17	635	0	0	635
9	1	WILLIAMS	28.53	586	0	0	586
10	15	THORNTON	28.60	576	0	0	576
11	22	NICHOLSON	28.95	528	0	0	528
12	13	KENDRICK	29.00	521	0	0	521
13	12	ELSON	29.10	507	0	0	507
14	8	MORONEY	29.10	507	0	0	507
15	25	WREN	29.15	500	0	0	500
16	20	COLEMAN	29.17	464	0	0	464
17	26	SAGE	29.18	429	0	0	429
18	14	BARRETT	29.28	393	0	0	393
19	5	BRIDGE	29.87	357	0	0	357
20	10	BAREFORD	30.00	321	0	0	321
21	24	GRIFFIN	30.07	286	0	0	286
22	6	KIRBY	30.63	250	0	0	250
23	9	EDWARDS	30.85	214	0	0	214
24	11	APPLEDEF	30.97	179	0	0	179
25	2	DORMAN	NO RES	107	0	0	107
26	7	DONNELLY	NO RES	107	0	0	107
27	3	WIRTH	NO RES	107	0	0	107
28	28	MOORE	NO FLY	0	0	0	0

Published as at 0800 Friday 29th August

Nigel Gales
 Competition Director
 Posted at 2300 Thursday

