

OVERALL POINTS TOTALS TO TASK 14 INCLUSIVE AS OF SATURDAY 11:9:82
 FINAL STANDINGS

PILOT RANK NO NAME	TASK 1	TASK 2	TASK 3	TASK 4	TASK 5	TASK 6	TASK 7	TASK 8	TASK 9	TASK 10	TASK 11	TASK 12	TASK 13	TASK 14	DIS- CARD	TOTAL POINTS
1 1 BRIDGE	185	906	915	970	758	912	985	812	444	370	633	444	850	985	185	9984
2 6 BAREFORD	74	924	818	820	718	630	1000	1000	620	633	426	617	556	915	74	9677
3 5 WIRTH	964	585	911	600	519	710	842	903	296	786	768	746	296	956	296	9586
4 7 DONNELLY	772	731	333	563	870	981	926	481	808	947	546	737	296	883	296	9578
5 2 JACOBS	1000	921	637	757	259	370	804	920	370	259	1000	259	786	988	259	9071
6 4 DORMAN	689	714	519	910	868	846	658	444	682	1000	796	370	296	407	296	8903
7 8 COLEMAN	979	519	259	656	701	1000	823	222	481	990	370	657	695	519	222	8649
8 3 WILLIAMS	500	935	407	529	481	519	922	662	1000	718	696	481	699	296	296	8549
9 18 CLARKE	893	278	615	333	1000	764	444	519	185	960	895	586	296	697	185	8280
10 27 BATCHELOR	753	959	481	855	296	407	519	753	37	296	519	528	747	877	37	7990
11 10 KIRBY	945	222	1000	222	569	835	407	812	222	892	0	0	863	874	0	7863
12 14 WOLSTENH'ME	874	370	617	296	644	222	784	912	259	759	278	407	957	481	222	7638
13 23 WESTLEY	259	407	148	1000	940	444	719	222	903	855	222	747	655	130	130	7521
14 24 HOLLINGSWTH	407	698	370	407	389	847	531	983	333	74	278	754	941	259	74	7197
15 11 NICHOLSON	296	620	222	607	768	998	575	222	148	148	633	817	296	979	148	7181
16 9 EDWARDS	500	424	296	521	222	871	481	829	680	481	185	599	924	222	185	7050
17 17 FREWER	924	185	928	37	185	975	222	222	757	444	481	540	296	815	37	6974
18 12 SAGE	720	481	419	370	680	481	296	222	662	710	148	1000	296	623	148	6960
19 20 TRIMBLE	333	148	74	148	593	185	333	853	74	991	814	545	296	1000	74	6313
20 15 ELSON	853	1000	111	481	389	74	185	222	708	222	778	148	758	370	74	6225
21 13 HOWES	111	616	723	700	389	259	259	222	750	519	624	333	296	333	111	6023
22 22 PRICE	419	333	706	111	74	994	93	222	519	407	970	222	296	691	74	5983
23 21 WALTON	671	278	680	259	389	296	908	222	696	185	426	296	296	444	185	5861
24 19 SISSON	37	37	663	519	77	333	93	675	528	333	977	519	296	185	37	5235
25 26 MARKS	-278	74	185	74	111	111	93	868	407	739	333	185	1000	130	74	3958
26 16 MOORE	148	444	576	444	148	37	93	222	719	111	0	0	0	0	0	2942
27 25 COLE	370	111	-63	185	37	148	270	222	111	37	0	0	296	0	0	1724

RESULTS FOR TASK 1 as of Monday 6:9:82 0455 OFFICIAL RESULT

PILOT DECLARED GOAL / ELBOW flown SUNDAY MORNING

Serial: 60

POSN	PILOT	RESULT METRES	POINTS	PENALTIES TASK	COMP	TOTAL POINTS	COMMENTS
1	2 JACOBS	18.30	1000	0	0	1000	
2	8 COLEMAN	30.40	979	0	0	979	
3	5 WIRTH	39.22	964	0	0	964	
4	10 KIRBY	50.00	945	0	0	945	
5	17 FREWER	62.00	924	0	0	924	
6	18 CLARKE	80.30	893	0	0	893	
7	14 WOLSTENH' ME	91.00	874	0	0	874	
8	15 ELSON	103.00	853	0	0	853	
9	7 DONNELLY	150.00	772	0	0	772	
10	27 BATCHELOR	161.00	753	0	0	753	
11	12 SAGE	180.00	720	0	0	720	
12	4 DORMAN	198.00	689	0	0	689	
13	21 WALTON	208.00	671	0	0	671	
14	3 WILLIAMS	296.00	519	19	0	500	Tied Result
14	9 EDWARDS	296.00	481	-19	0	500	Tied Result
16	22 PRICE	298.00	444	25	0	419	Not in tube (43.2)
17	24 HOLLINGSWTH	562.00	407	0	0	407	
18	25 COLE	630.00	370	0	0	370	
19	20 TRIMBLE	667.00	333	0	0	333	
20	11 NICHOLSON	677.00	296	0	0	296	
21	23 WESTLEY	680.00	259	0	0	259	
22	26 MARKS	880.00	222	0	500	-278	No permission : Rule 35.2
23	1 BRIDGE	1280.00	185	0	0	185	
24	16 MOORE	1543.00	148	0	0	148	
25	13 HOWES	1560.00	111	0	0	111	
26	6 BAREFORD	3840.00	74	0	0	74	
27	19 SISSON	19590.00	37	0	0	37	Lost Marker

*Parked ob
ni*




RESULTS FOR TASK 2 as of 1135 Tuesday 7:9:82 Revised points for Pilots 18 & 21

flown

Serial: 110

POSN	PILOT	RESULT POINTS		PENALTIES		TOTAL POINTS	COMMENTS
		METRES		TASK	COMP		
1	15 ELSON	74.87	1000	0	0	1000	
2	27 BATCHELOR	78.98	959	0	0	959	
3	3 WILLIAMS	81.43	935	0	0	935	
4	6 BAREFORD	82.54	924	0	0	924	
5	2 JACOBS	82.90	921	0	0	921	
6	1 BRIDGE	84.39	906	0	0	906	
7	7 DONNELLY	102.06	731	0	0	731	
8	4 DORMAN	103.77	714	0	0	714	
9	24 HOLLINGSWTH	105.42	698	0	0	698	
10	11 NICHOLSON	113.30	620	0	0	620	
11	13 HOWES	113.67	616	0	0	616	
12	5 WIRTH	116.79	585	0	0	585	
13	9 EDWARDS	123.05	524	0	100	424	4.38 deg pen; & R 48.3
14	8 COLEMAN	123.51	519	0	0	519	
15	12 SAGE	123.81	481	0	0	481	0.47 degree penalty
16	16 MOORE	124.61	444	0	0	444	
17	23 WESTLEY	135.92	407	0	0	407	
18	14 WOLSTENH' ME	142.30	370	0	0	370	
19	22 PRICE	145.94	333	0	0	333	
20	18 CLARKE	146.54	296	18	0	278	Tied Result
20	21 WALTON	146.54	259	-19	0	278	Tied Result
22	10 KIRBY	152.73	222	0	0	222	
23	17 FREWER	156.72	185	0	0	185	
24	20 TRIMBLE	158.32	148	0	0	148	
25	25 COLE	164.79	111	0	0	111	
26	26 MARKS	180.00	74	0	0	74	Penalty move 4455 m
27	19 SISSON	NO RESULT	37	0	0	37	

Published 1145, Tues 7/
Nigel Gair




RESULTS FOR TASK 3 as of TUE 7.9.82 0600 OFFICIAL RESULT

Hesitation Waltz flown Monday 6:9:82; pm

Serial: 93

POSN	PILOT	RESULT		PENALTIES		TOTAL	COMMENTS
		POINTS	METRES	TASK	COMP		
1	10 KIRBY	4010.00	1000	0	0	1000	
2	17 FREWER	4400.00	928	0	0	928	
3	1 BRIDGE	4470.00	915	0	0	915	
4	5 WIRTH	4490.00	911	0	0	911	
5	6 BAREFORD	4995.00	818	0	0	818	
6	13 HOMES	5510.00	723	0	0	723	
7	22 PRICE	5600.00	706	0	0	706	
8	21 WALTON	5740.00	680	0	0	680	
9	19 SISSON	5830.00	663	0	0	663	
10	2 JACOBS	5970.00	637	0	0	637	
11	14 WOLSTENH' ME	6080.00	617	0	0	617	
12	18 CLARKE	6090.00	615	0	0	615	
13	16 MOORE	6300.00	576	0	0	576	
14	4 DORMAN	6610.00	519	0	0	519	
15	27 BATCHELOR	6660.00	481	0	0	481	
16	12 SAGE	6720.00	444	25	0	419	RULE 43.2
17	3 WILLIAMS	6945.00	407	0	0	407	
18	24 HOLLINGSWTH	6950.00	370	0	0	370	PEN 120 METRES RULE 103.4
19	7 DONNELLY	7100.00	333	0	0	333	
20	9 EDWARDS	7570.00	296	0	0	296	
21	8 COLEMAN	7630.00	259	0	0	259	
22	11 NICHOLSON	7695.00	222	0	0	222	
23	26 MARKS	8030.00	185	0	0	185	
24	23 WESTLEY	8150.00	148	0	0	148	
25	15 ELSON	8430.00	111	0	0	111	
26	20 TRIMBLE	9170.00	74	0	0	74	
27	25 COLE	9520.00	37	0	100	-63	LIVESTOCK IN FIELD (48.3)

*Nigel Tasker
0600 Tues.*



RESULTS FOR TASK 4 as of 1115 Tuesday 7:9:82 RESULT

JUDGE DECLARED GOAL flown A.M. Tuesday 7:9:82

Serial: 107

POSN	PILOT	RESULT		PENALTIES		TOTAL	COMMENTS
		POINTS	METRES	TASK	COMP		
1	23 WESTLEY	5.47	1000	0	0	1000	
2	1 BRIDGE	18.85	970	0	0	970	
3	4 DORMAN	45.80	910	0	0	910	
4	27 BATCHELOR	70.10	855	0	0	855	
5	6 BAREFORD	86.00	820	0	0	820	
6	2 JACOBS	113.90	757	0	0	757	
7	9 EDWARDS	130.00	721	0	200	521	Rules 35 & 38.1
8	13 HOWES	139.60	700	0	0	700	
9	8 COLEMAN	159.30	656	0	0	656	
10	11 NICHOLSON	181.00	607	0	0	607	
11	5 WIRTH	184.20	600	0	0	600	
12	7 DONNELLY	201.00	563	0	0	563	
13	3 WILLIAMS	216.00	529	0	0	529	
14	19 SISSON	220.50	519	0	0	519	
15	15 ELSON	281.00	481	0	0	481	
16	16 MOORE	418.00	444	0	0	444	
17	24 HOLLINGSWTH	435.80	407	0	0	407	
18	12 SAGE	453.00	370	0	0	370	
19	18 CLARKE	504.00	333	0	0	333	
20	14 WOLSTENH' ME	517.00	296	0	0	296	
21	21 WALTON	570.00	259	0	0	259	
22	10 KIRBY	582.00	222	0	0	222	
23	25 COLE	674.00	185	0	0	185	
24	20 TRIMBLE	677.00	148	0	0	148	
25	22 PRICE	1240.00	111	0	0	111	
26	26 MARKS	2375.00	74	0	0	74	
27	17 FREWER	2610.00	37	0	0	37	360m penalty Rule 102.4

RESULTS FOR TASK 5 as of 1859 Friday 10:9:82 REVISED RESULT - TIED SCORES


HESITATION WALTZ flown p.m. Tuesday 7:9:82

Serial: 179

POSN	PILOT	RESULT METRES	POINTS	PENALTIES TASK	COMP	TOTAL POINTS	COMMENTS
1	18 CLARKE	16.60	1000	0	0	1000	
2	23 WESTLEY	35.60	940	0	0	940	
3	7 DONNELLY	57.80	870	0	0	870	
4	4 DORMAN	58.30	868	0	0	868	
5	11 NICHOLSON	90.00	768	0	0	768	
6	1 BRIDGE	93.10	758	0	0	758	
7	6 BAREFORD	105.80	718	0	0	718	
8	8 COLEMAN	111.40	701	0	0	701	
9	12 SAGE	118.00	680	0	0	680	
10	14 WOLSTENH' ME	129.30	644	0	0	644	
11	20 TRIMBLE	145.40	593	0	0	593	
12	19 SISSON	150.50	577	0	500	77	No Permission : Rule 35.2
13	10 KIRBY	153.00	569	0	0	569	
14	5 WIRTH	168.90	519	0	0	519	
15	3 WILLIAMS	172.40	481	0	0	481	
16	13 HOWES	179.00	444	55	0	389	Tied Result
16	15 ELSON	179.00	407	18	0	389	Tied Result
16	21 WALTON	179.00	370	-19	0	389	Tied Result
16	24 HOLLINGSWTH	179.00	333	-56	0	389	Tied Result
20	27 BATCHELOR	236.00	296	0	0	296	
21	2 JACOBS	353.00	259	0	0	259	
22	9 EDWARDS	407.00	222	0	0	222	
23	17 FREWER	475.00	185	0	0	185	
24	16 MOORE	504.00	148	0	0	148	
25	26 MARKS	730.00	111	0	0	111	
26	22 PRICE	1057.00	74	0	0	74	
27	25 COLE	NO RESULT	37	0	0	37	

Nigel Mascher

PUBLISHED 1859, Friday
10:Sept:82



RESULTS FOR TASK 6 as of WEDNESDAY 8TH SEPTEMBER OFFICIAL RESULT


PILOT DECLARED GOAL flown A.M. Wednesday

Serial: 145

POSN	PILOT	RESULT METRES	POINTS	PENALTIES TASK	COMP	TOTAL POINTS	COMMENTS
1	8 COLEMAN	5.16	1000	0	0	1000	
2	11 NICHOLSON	5.49	998	0	0	998	
3	22 PRICE	6.40	994	0	0	994	
4	7 DONNELLY	8.80	981	0	0	981	
5	17 FREWER	10.06	975	0	0	975	
6	1 BRIDGE	22.17	912	0	0	912	
7	9 EDWARDS	30.20	871	0	0	871	
8	24 HOLLINGSWTH	34.90	847	0	0	847	
9	4 DORMAN	35.07	846	0	0	846	
10	10 KIRBY	37.20	835	0	0	835	
11	18 CLARKE	51.00	764	0	0	764	
12	5 WIRTH	61.43	710	0	0	710	
13	6 BAREFORD	77.00	630	0	0	630	
14	3 WILLIAMS	98.49	519	0	0	519	
15	12 SAGE	109.00	481	0	0	481	
	23 WESTLEY	135.00	444	0	0	444	
17	27 BATCHELOR	166.00	407	0	0	407	
18	2 JACOBS	361.00	370	0	0	370	
19	19 SISSON	390.00	333	0	0	333	
20	21 WALTON	430.00	296	0	0	296	
21	13 HOWES	524.00	259	0	0	259	
22	14 WOLSTENH*ME	735.00	222	0	0	222	
23	20 TRIMBLE	940.00	185	0	0	185	
24	25 COLE	1620.00	148	0	0	148	
25	26 MARKS	6650.00	111	0	0	111	6600m penalty; goal posn
26	15 ELSON	7814.00	74	0	0	74	7814 metres pen; goal posn
27	16 MOORE	NO RESULT	37	0	0	37	

PUBLISHED AS AT 1900 Wednesday

This notice posted at 1830 Wednesday



Nigel Mackay

RESULTS FOR TASK 7 as of 2115 WED 8:9:82 FLY-ON TASK

flown


Serial: 149

POSN	PILOT	RESULT METRES	POINTS	PENALTIES TASK	COMP	TOTAL POINTS	COMMENTS
1	6 BAREFORD	4.00	1000	0	0	1000	
2	1 BRIDGE	11.60	985	0	0	985	
3	7 DONNELLY	42.10	926	0	0	926	
4	3 WILLIAMS	43.70	922	0	0	922	
5	21 WALTON	51.10	908	0	0	908	
6	5 WIRTH	84.76	842	0	0	842	
8	8 COLEMAN	94.50	823	0	0	823	
8	2 JACOBS	104.20	804	0	0	804	
9	14 WOLSTENH' ME	114.70	784	0	0	784	
10	11 NICHOLSON	118.90	775	200	0	575	Rule 51 (Ground Contact)
11	23 WESTLEY	147.50	719	0	0	719	
12	4 DORMAN	179.00	658	0	0	658	
13	24 HOLLINGSWTH	244.00	531	0	0	531	
14	27 BATCHELOR	250.00	519	0	0	519	
15	9 EDWARDS	345.00	481	0	0	481	
17	18 CLARKE	390.00	444	0	0	444	
17	10 KIRBY	441.80	407	0	0	407	
18	25 COLE	560.00	370	0	100	270	Livestock; Rule 48.3
19	20 TRIMBLE	711.00	333	0	0	333	700m penalty Rule 108.6
20	12 SAGE	840.00	296	0	0	296	
21	13 HOWES	1314.00	259	0	0	259	
22	17 FREWER	1563.00	222	0	0	222	
23	15 ELSON	1774.00	185	0	0	185	
24	16 MOORE	NO RESULT	93	0	0	93	
24	19 SISSON	NO RESULT	93	0	0	93	
	22 PRICE	NO RESULT	93	0	0	93	Invalid Goal; rule 41.1
24	26 MARKS	NO RESULT	93	0	0	93	

PUBLISHED AS AT
0800 Thursday 9:9:82

Posted 2130 Tuesday

Nigel Marks



RESULTS FOR TASK 8 as of 2030 Wednesday 8:9:82 OFFICIAL RESULT

flown

Serial: 147

POSN	PILOT	RESULT METRES	POINTS	PENALTIES		TOTAL POINTS	COMMENTS
				TASK	COMP		
1	6 BAREFORD	13.61	1000	0	0	1000	
2	24 HOLLINGSWTH	19.00	983	0	0	983	
3	2 JACOBS	38.26	920	0	0	920	
4	14 WOLSTENH'ME	40.74	912	0	0	912	
5	5 WIRTH	43.44	903	0	0	903	
6	26 MARKS	54.42	868	0	0	868	
7	20 TRIMBLE	58.92	853	0	0	853	
8	9 EDWARDS	66.30	829	0	0	829	
9	1 BRIDGE	71.65	812	0	0	812	
10	10 KIRBY	71.75	812	0	0	812	
11	27 BATCHELOR	89.76	753	0	0	753	
12	19 SISSON	114.00	675	0	0	675	
13	3 WILLIAMS	117.85	662	0	0	662	
14	18 CLARKE	162.00	519	0	0	519	
15	7 DONNELLY	163.90	481	0	0	481	
16	4 DORMAN	235.00	444	0	0	444	
17	8 COLEMAN	NO RESULT	222	0	0	222	
17	11 NICHOLSON	NO RESULT	222	0	0	222	
17	12 SAGE	NO RESULT	222	0	0	222	
17	13 HOWES	NO RESULT	222	0	0	222	
17	15 ELSON	NO RESULT	222	0	0	222	
17	16 MOORE	NO RESULT	222	0	0	222	
17	17 FREWER	NO RESULT	222	0	0	222	
17	21 WALTON	NO RESULT	222	0	0	222	
17	22 PRICE	NO RESULT	222	0	0	222	
17	23 WESTLEY	NO RESULT	222	0	0	222	
17	25 COLE	NO RESULT	222	0	0	222	

Posted and Published at 2030 hrs
Wednesday 8.9.82

Competition Direc


RESULTS FOR TASK 9 RACE TO A LINE flown PM THURSDAY

REVISED ON RECOMMENDATION OF JURY

Posted at 1830 PUBLISHED AT 1835 SATURDAY 11:9:82

POSN	PILOT	RESULT DEC.MIN	POINTS	PENALTIES TASK	TOTAL COMP	POINTS	COMMENTS
1	3 WILLIAMS	16.90	1000	0	0	1000	
2	23 WESTLEY	17.53	903	0	0	903	
3	7 DONNELLY	18.15	808	0	0	808	
4	17 FREWER	18.48	757	0	0	757	
5	13 HOWES	18.53	750	0	0	750	
6	16 MOORE	18.73	719	0	0	719	
7	15 ELSON	18.80	708	0	0	708	
8	21 WALTON	18.88	696	0	0	696	
9	4 DORMAN	18.97	682	0	0	682	
10	9 EDWARDS	18.98	680	0	0	680	
11	12 SAGE	19.10	662	0	0	662	
12	6 BAREFORD	19.37	620	0	0	620	
13	19 SISSON	19.97	528	0	0	528	
14	22 PRICE	20.03	519	0	0	519	
15	8 COLEMAN	20.13	481	0	0	481	
16	1 BRIDGE	20.63	444	0	0	444	
17	26 MARKS	20.80	407	0	0	407	
18	2 JACOBS	21.09	370	0	0	370	
19	24 HOLLINGSWTH	21.93	333	0	0	333	
20	5 WIRTH	22.03	296	0	0	296	
21	14 WOLSTENH' ME	23.10	259	0	0	259	
22	10 KIRBY	26.08	222	0	0	222	
23	18 CLARKE	27.26	185	0	0	185	
24	11 NICHOLSON	27.78	148	0	0	148	
25	25 COLE	29.85	111	0	0	111	
26	20 TRIMBLE	31.19	74	0	0	74	
27	27 BATCHELOR	34.58	37	0	0	37	

Nigel Marks



RESULTS FOR TASK 10 flown

FINAL RESULT (One amendment No 18)

Posted at 1445 PUBLISHED AT 2130 Thursday 9:9:82

POSN	PILOT	RESULT METRES	POINTS	PENALTIES TASK	COMP	TOTAL POINTS	COMMENTS
1	4 DORMAN	27.99	1000	0	0	1000	
2	20 TRIMBLE	30.60	991	0	0	991	
3	8 COLEMAN	30.85	990	0	0	990	
4	18 CLARKE	39.00	960	0	0	960	
5	7 DONNELLY	42.70	947	0	0	947	
6	10 KIRBY	57.80	892	0	0	892	
7	23 WESTLEY	68.10	855	0	0	855	
8	5 WIRTH	87.10	786	0	0	786	
9	14 WOLSTENH' ME	94.60	759	0	0	759	
10	26 MARKS	100.00	739	0	0	739	
11	3 WILLIAMS	105.90	718	0	0	718	
12	12 SAGE	108.00	710	0	0	710	
13	6 BAREFORD	129.20	633	0	0	633	
14	13 HOWES	160.80	519	0	0	519	
15	9 EDWARDS	167.40	481	0	0	481	
16	17 FREWER	182.40	444	0	0	444	
17	22 PRICE	206.80	407	0	0	407	
18	1 BRIDGE	217.90	370	0	0	370	
19	19 SISSON	225.00	333	0	0	333	
20	27 BATCHELOR	280.00	296	0	0	296	
21	2 JACOBS	286.00	259	0	0	259	
22	15 ELSON	290.00	222	0	0	222	
23	21 WALTON	307.00	185	0	0	185	
24	11 NICHOLSON	346.00	148	0	0	148	
25	16 MOORE	410.00	111	0	0	111	
26	24 HOLLINGSWTH	548.00	74	0	0	74	
27	25 COLE	1610.00	37	0	0	37	

*Winged
Task.*



RESULTS FOR TASK 11 JUDGE DECLARED GOAL flown Friday morning

FINAL RESULT - AMENDED FOR TIED RESULTS

Posted at 1430 PUBLISHED AT 1300 SATURDAY. (Complaint period now expired)

POSN	PILOT	RESULT METRES	POINTS	PENALTIES TASK	COMP	TOTAL POINTS	COMMENTS
1	2 JACOBS	25.75	1000	0	0	1000	
2	19 SISSON	50.30	977	0	0	977	
3	22 PRICE	57.00	970	0	0	970	
4	18 CLARKE	136.00	895	0	0	895	
5	20 TRIMBLE	221.00	814	0	0	814	
6	4 DORMAN	240.00	796	0	0	796	
7	15 ELSON	259.00	778	0	0	778	
8	5 WIRTH	269.00	768	0	200	568	Rules 35 & 38.1
9	3 WILLIAMS	344.00	696	0	0	696	
10	1 BRIDGE	410.00	633	0	0	633	
10	11 NICHOLSON	410.00	633	0	0	633	
12	13 HOWES	420.00	624	0	0	624	
13	7 DONNELLY	502.00	546	0	0	546	
14	27 BATCHELOR	530.00	519	0	0	519	
15	17 FREWER	570.00	481	0	0	481	
16	21 WALTON	709.00	444	18	0	426	Tied Result
17	6 BAREFORD	710.00	407	-19	0	426	Tied Result
18	8 COLEMAN	726.00	370	0	0	370	
19	26 MARKS	840.00	333	0	0	333	
20	14 WOLSTENH' ME	986.00	296	18	0	278	Tied Result
21	24 HOLLINGSWTH	987.00	259	-19	0	278	Tied Result
22	23 WESTLEY	1130.00	222	0	0	222	
23	9 EDWARDS	1372.00	185	0	0	185	
24	12 SAGE	1972.00	148	0	0	148	
25	10 KIRBY	NO FLIGHT	0	0	0	0	
25	16 MOORE	NO FLIGHT	0	0	0	0	
25	25 COLE	NO FLIGHT	0	0	0	0	


Nigel Marks


RESULTS FOR TASK 12 ELBOW flown Friday Morning

OFFICIAL RESULT

Posted at 1245 Sat PUBLISHED AT 1245 sSATURDAY. (Complaint Period expires 1345)

POSN	PILOT	RESULT METRES	POINTS	PENALTIES		TOTAL POINTS	COMMENTS
				TASK	COMP		
1	12 SAGE	133.41	1000	0	0	1000	
2	11 NICHOLSON	146.88	817	0	0	817	
3	24 HOLLINGSWTH	151.52	754	0	0	754	
4	23 WESTLEY	152.04	747	0	0	747	
5	5 WIRTH	152.13	746	0	0	746	
6	7 DONNELLY	152.83	737	0	0	737	
7	8 COLEMAN	158.70	657	0	0	657	
8	6 BAREFORD	161.68	617	0	0	617	
9	9 EDWARDS	162.98	599	0	0	599	
10	18 CLARKE	163.96	586	0	0	586	
11	20 TRIMBLE	166.99	545	0	0	545	
12	17 FREWER	167.35	540	0	0	540	
13	27 BATCHELOR	168.26	528	0	0	528	
14	19 SISSON	168.89	519	0	0	519	
15	3 WILLIAMS	169.27	481	0	0	481	
16	1 BRIDGE	169.44	444	0	0	444	
17	14 WOLSTENH' ME	171.00	407	0	0	407	
18	4 DORMAN	171.20	370	0	0	370	
19	13 HOWES	172.02	333	0	0	333	
20	21 WALTON	173.09	296	0	0	296	
21	2 JACOBS	173.26	259	0	0	259	
22	22 PRICE	175.63	222	0	0	222	
23	26 MARKS	175.88	185	0	0	185	
24	15 ELSON	180.00	148	0	0	148	4821m Penalty move
25	10 KIRBY	NO FLIGHT	0	0	0	0	
25	16 MOORE	NO FLIGHT	0	0	0	0	
25	25 COLE	NO FLIGHT	0	0	0	0	

Nigel Hasler



RESULTS FOR TASK 13 OFFICIAL RESULT

FLY-IN flown PM FRIDAY 10:9:82

SER: 190 Posted at 1155 Saturday PUBLISHED AS AT: 1155 SATURDAY 11:9:82 (Complaint period expires 1255)

POSN	PILOT	RESULT METRES	POINTS	PENALTIES TASK	COMP	TOTAL POINTS	COMMENTS
1	26 MARKS	11.78	1000	0	0	1000	
2	14 WOLSTENH' ME	37.10	957	0	0	957	
3	24 HOLLINGSWTH	46.18	941	0	0	941	
4	9 EDWARDS	56.10	924	0	0	924	
5	10 KIRBY	92.10	863	0	0	863	
6	1 BRIDGE	99.70	850	0	0	850	
	JACOBS	137.05	786	0	0	786	
8	15 ELSON	153.50	758	0	0	758	
9	27 BATCHELOR	160.10	747	0	0	747	
10	3 WILLIAMS	188.00	699	0	0	699	
11	8 COLEMAN	190.60	695	0	0	695	
12	23 WESTLEY	214.10	655	0	0	655	
13	6 BAREFORD	272.00	556	0	0	556	
14	4 DORMAN	NO RESULT	296	0	0	296	
14	5 WIRTH	NO RESULT	296	0	0	296	
14	7 DONNELLY	NO RESULT	296	0	0	296	
14	11 NICHOLSON	NO RESULT	296	0	0	296	
14	12 SAGE	NO RESULT	296	0	0	296	
14	13 HOWES	NO RESULT	296	0	0	296	
14	17 FREWER	NO RESULT	296	0	0	296	
14	18 CLARKE	NO RESULT	296	0	0	296	
14	19 SISSON	NO RESULT	296	0	0	296	
14	20 TRIMBLE	NO RESULT	296	0	0	296	
14	21 WALTON	NO RESULT	296	0	0	296	
14	22 PRICE	NO RESULT	296	0	0	296	
1	25 COLE	NO RESULT	296	0	0	296	
27	16 MOORE	NO FLIGHT	0	0	0	0	

Nigel Maske



RESULTS FOR TASK 14 GORDON BENNETT MEMORIAL flown SATURDAY MORNING

FINAL RESULT

Posted at 1825 PUBLISHED AT 1825

POSN	PILOT	RESULT METRES	POINTS	PENALTIES TASK	COMP	TOTAL POINTS	COMMENTS
1	20 TRIMBLE	261.50	1000	0	0	1000	
2	2 JACOBS	301.00	988	0	0	988	
3	1 BRIDGE	312.40	985	0	0	985	
4	11 NICHOLSON	332.00	979	0	0	979	
5	5 WIRTH	410.40	956	0	0	956	
6	6 BAREFORD	547.80	915	0	0	915	
7	7 DONNELLY	655.00	883	0	0	883	
8	27 BATCHELOR	676.00	877	0	0	877	30m PENALTY INSIDE MIN DIS.
9	10 KIRBY	685.00	874	0	0	874	
10	17 FREWER	885.00	815	0	0	815	100M - LOST MARKER
11	18 CLARKE	1280.00	697	0	0	697	
12	22 PRICE	1300.00	691	0	0	691	
13	12 SAGE	1530.00	623	0	0	623	
14	8 COLEMAN	1880.00	519	0	0	519	
15	14 WOLSTENH' ME	2170.00	481	0	0	481	
16	21 WALTON	2200.00	444	0	0	444	
17	4 DORMAN	3120.00	407	0	0	407	
18	15 ELSON	3370.00	370	0	0	370	
19	13 HOWES	3920.00	333	0	0	333	
20	3 WILLIAMS	4290.00	296	0	0	296	
21	24 HOLLINGSWTH	6340.00	259	0	0	259	
22	9 EDWARDS	6970.00	222	0	0	222	
23	19 SISSON	7500.00	185	0	0	185	
24	23 WESTLEY	NO RESULT	130	0	0	130	
24	26 MARKS	NO RESULT	130	0	0	130	
26	16 MOORE	NO FLIGHT	0	0	0	0	
26	25 COLE	NO FLIGHT	0	0	0	0	

*Nigel
Washburn*

